

Section 24: Relays & Sockets



Sub-Section	Page
Relays & Sockets642



Descriptive information herein supplied directly by individual manufacturers. Not responsible for opinion-oriented information or typographical errors. Not all products may be in stock or available to all EDGE members. Price is subject to change without notice. Restrictions may apply. We reserve the right to limit quantities to stock on hand.

Relays & Sockets



RS3 Series

Panel mount, heavy duty, solid state AC and DC power relays, 10 amp to 75 amp. Back-to-back dual SCRs (non-suffix). Internal snubbers on AC and DC models. TRIAC version (T-suffix). Random switching (R-suffix). MOSFET DC version (M-suffix). Operating temperature is -40° to 80°C.



Input Parameters

Part #	Control Signal Range	Must Operate Voltage (Max)	Must Release Voltage (Min)	Input Current (Max)
RS3-1A10-52	90-280VAC	80VAC	20VAC	3.5mA Typ.
RS3-1A25-42	90-280VAC	90VAC	10VAC	2mA
RS3-1A40-22	90-280VAC	90VAC	10VAC	2mA
RS3-1A75-22	90-280VAC	90VAC	10VAC	2mA
RS3-1D10-51	3-32VDC	3VDC	1VDC	22mA
RS3-1D10-51R	3-32VDC	3VDC	1VDC	-
RS3-1D12-41M	3.5-32VDC	3.5VDC	1VDC	1.6mA
RS3-1D40-21	3-32VDC	-	-	34mA
RS3-1D40-21R	3-32VDC	-	-	34mA
RS3-1D40-41	3-32VDC	3VDC	1VDC	4mA
RS3-1D40-41M	3.5-32VDC	3.5VDC	1VDC	1.6mA

Output Parameters

Part #	Line Voltage Range	Max On-State Current	Max 1-Cycle Surge	On-State Voltage Drop
RS3-1A10-52	24-330VAC	10A	40A	1.5V
RS3-1D25-24T	48-280VAC	25A	215	1.6V

R02 Series Relays

Hermetically sealed, metal enclosure types (H-suffix). Push-to-test button types (B-suffix). Indicator lamp types (N-suffix). Mechanical indicator types (M-suffix). 8-pin and 11-pin octal plug-in types. SPDT, DPDT and 3PDT types. Clear plastic dust cover. Contact material is 3/16" silver cadmium oxide. Contact resistance is 0.050 ohms max initial. Pick-up voltage is 80% of nominal or less for AC and DC. Minimum sensitivity is (125mW per pole). Continuous duty cycle. Operating temperature is -10° to 50°C (AC) and -10° to 60°C (DC). Max. contact current at 28VDC or 120VAC is 10A.



AC Operated

Part #	Nom. Voltage (VAC)	Contact Arr.	Nom. Power (VA)
R02-11A10-12	12	DPDT	2.0
R02-11A10-120	120	DPDT	2.0
R02-11A10-120B	120	DPDT	2.0
R02-11A10-120H	120	DPDT	3.0
R02-11A10-120N	120	DPDT	2.0
R02-11A10-24	24	DPDT	2.0
R02-11A10-240	240	DPDT	2.0
R02-11A10-24B	24	DPDT	2.0
R02-11A10-24H	24	DPDT	3.0
R02-11A10-24N	24	DPDT	2.0
R02-11A10-6	6	DPDT	2.0
R02-14A10-12	12	3PDT	2.75
R02-14A10-120	120	3PDT	2.75
R02-14A10-120H	120	3PDT	3.0
R02-14A10-120N	120	3PDT	2.75
R02-14A10-24	24	3PDT	2.75
R02-14A10-240	240	3PDT	2.75
R02-14A10-24B	24	3PDT	2.75

R02 Series Relays (cont.)

AC Operated

Part #	Nom. Voltage (VAC)	Contact Arr.	Nom. Power (VA)
R02-14A10-6	6	3PDT	3.9
R02-14A10-6M	6	3PDT	3.9
R02-5A10-12	12	SPDT	3.9
R02-5A10-120	120	SPDT	3.9
R02-5A10-24	24	SPDT	3.9
R02-5A10-240	240	SPDT	3.9
R02-14A10-120B	120	3DPDT	2.75

DC Operated

Part #	Nom. Voltage (VDC)	Contact Arr.	Coil Res. Ohms (Typ)	Nom. Power (W)
R02-11D10-110	110	DPDT	10K	1.2
R02-11D10-110H	110	DPDT	8K	1.5
R02-11D10-12	12	DPDT	120	1.0
R02-11D10-12B	12	DPDT	120	1.0
R02-11D10-12H	12	DPDT	100	1.5
R02-11D10-12N	12	DPDT	120	1.0
R02-11D10-24	24	DPDT	470	1.0
R02-11D10-24B	24	DPDT	470	1.0
R02-11D10-24N	24	DPDT	470	1.0
R02-11D10-48	48	DPDT	1630	1.5
R02-11D10-6	6	DPDT	30	1.2
R02-14D10-110	110	3PDT	10K	1.2
R02-14D10-12	12	3PDT	120	1.0
R02-14D10-12B	12	3PDT	120	1.0
R02-14D10-24	24	3PDT	470	1.0
R02-14D10-24B	24	3PDT	470	1.0
R02-14D10-48	48	3PDT	1630	1.5
R02-14D10-6	6	3PDT	30	1.2
R02-5D10-110	110	SPDT	10K	1.2
R02-5D10-12	12	SPDT	120	1.2
R02-5D10-24	24	SPDT	480	1.2
R02-5D10-6	6	SPDT	30	1.2

R04 Series Relays

Heavy duty, 30 amp, open frame relay designed for industrial control, high inrush current applications such as motor starting and incandescent lamp loads. Screw terminals. Long life contacts. Molded plastic barrier insulation. Molded nylon bobbin coil. Contact material is silver cadmium oxide, 5/16" dia. Coil dissipation is 4 watts DC. Continuous duty cycle. Operating temperature is -30° to 50°C (AC) and -30° to 60°C (DC).



AC Operated

Nominal power is 10VA. Max. contact current at 28VDC or 120VAC is 30A.

Part #	Nom. Voltage (VAC)	Contact Arr.
R04-11A30-12	12	DPDT
R04-11A30-120	120	DPDT
R04-11A30-24	24	DPDT
R04-11A30-240	240	DPDT
R04-3A30-12	12	SPST-NO
R04-3A30-120	120	SPST-NO

Relays & Sockets



R04 Series Relays (cont.)

AC Operated

Part #	Nom. Voltage (VAC)	Contact Arr.
R04-3A30-24	24	SPST-NO
R04-3A30-240	240	SPST-NO
R04-5A30-110	110	SPDT
R04-5A30-12	12	SPDT
R04-5A30-24	24	SPDT
R04-5A30-240	240	SPDT
R04-7A30-12	12	DPST-NO
R04-7A30-120	120	DPST-NO
R04-7A30-24	24	DPST-NO
R04-7A30-240	240	DPST-NO

DC Operated

Nominal power is 2.0W. Max. contact current at 28VDC or 120VAC is 30A.

Part #	Nom. Voltage (VDC)	Contact Arr.	Coil Res. Ohms (Typ)
R04-11D30-110	110	DPDT	6K
R04-11D30-12	12	DPDT	70
R04-11D30-24	24	DPDT	290
R04-11D30-48	48	DPDT	1200
R04-3D30-12	12	SPST-NO	70
R04-3D30-24	24	SPST-NO	290
R04-5D30-110	110	SPDT	6K
R04-5D30-12	12	SPDT	70
R04-5D30-24	24	SPDT	290
R04-7D30-110	110	DPST-NO	6K
R04-7D30-12	12	DPST-NO	70
R04-7D30-24	24	DPST-NO	290

R10 Series Relays

General purpose, 10 amp AC and DC relays. .187" (4.75mm) 3-way terminals suitable for plug-in, solder and quick connect. SPDT, DPDT and 3PDT. Clear see through cover. Flange mount versions (F-suffix). Push-to-test button types (B-suffix). Indicator lamp types (N-suffix). Contact material is 3/16" silver cadmium oxide. Pick-up voltage is 75% of nominal or less for DC relays and 85% of nominal or less for AC relays at 25°C. Minimum sensitivity is 250 (DPDT), 375 (3PDT) mW per pole. Continuous duty cycle. Operating temperature is -30° to 50°C (AC) and -30° to 65°C (DC).



AC Operated

Max contact current at 28VDC or 120VAC is 10A.

Part #	Nom. Voltage (VAC)	Contact Arr.	Nom. Power (VA)
R10-11A10-12	12	DPDT	2.0
R10-11A10-120	120	DPDT	2.0
R10-11A10-120B	120	DPDT	2.0
R10-11A10-120F	120	DPDT	2.0
R10-11A10-120N	120	DPDT	2.0
R10-11A10-12B	12	DPDT	2.0
R10-11A10-12F	12	DPDT	2.0
R10-11A10-12N	12	DPDT	2.0
R10-11A10-24	24	DPDT	2.0
R10-11A10-240	240	DPDT	2.0
R10-11A10-24B	24	DPDT	2.0
R10-11A10-24F	24	DPDT	2.0
R10-11A10-24N	24	DPDT	2.0
R10-14A10-12	12	3PDT	2.0

R10 Series Relays (cont.)

Part #	Nom. Voltage (VAC)	Contact Arr.	Nom. Power (VA)
R10-14A10-120	120	3PDT	2.75
R10-14A10-120B	120	3PDT	2.0
R10-14A10-120F	120	3PDT	2.75
R10-14A10-120N	120	3PDT	2.0
R10-14A10-12B	12	3PDT	2.0
R10-14A10-12F	12	3PDT	2.0
R10-14A10-12N	12	3PDT	2.0
R10-14A10-24	24	3PDT	2.75
R10-14A10-240	240	3PDT	2.75
R10-14A10-240B	240	3PDT	2.0
R10-14A10-240F	240	3PDT	2.0
R10-14A10-240N	240	3PDT	2.0
R10-14A10-24B	24	3PDT	2.0
R10-14A10-24F	24	3PDT	2.75
R10-14A10-24N	24	3PDT	2.0
R10-5A10-12	12	SPDT	2.0
R10-5A10-120	120	SPDT	2.0
R10-5A10-120B	120	SPDT	2.0
R10-5A10-120F	120	SPDT	2.0
R10-5A10-120N	120	SPDT	2.0
R10-5A10-12B	12	SPDT	2.0
R10-5A10-12F	12	SPDT	2.0
R10-5A10-12N	12	SPDT	2.0
R10-5A10-24	24	SPDT	2.0
R10-5A10-24B	24	SPDT	2.0
R10-5A10-24F	24	SPDT	2.0
R10-5A10-24N	24	SPDT	2.0

DC Operated

Nominal power is 1.2W. Max. contact current at 28VDC or 120VAC is 10A.

Part #	Nom. Voltage (VDC)	Contact Arr.	Coil Res. Ohms (Typ)
R10-11D10-110	110	DPDT	10K
R10-11D10-12	12	DPDT	120
R10-11D10-12B	12	DPDT	120
R10-11D10-12F	12	DPDT	120
R10-11D10-12N	12	DPDT	120
R10-11D10-24	24	DPDT	470
R10-11D10-24B	24	DPDT	470
R10-11D10-24F	24	DPDT	470
R10-11D10-24N	24	DPDT	470
R10-14D10-110	110	3PDT	10K
R10-14D10-12	12	3PDT	120
R10-14D10-12B	12	3PDT	120
R10-14D10-12F	12	3PDT	120
R10-14D10-12N	12	3PDT	120
R10-14D10-24	24	3PDT	470
R10-14D10-24B	24	3PDT	470
R10-14D10-24F	24	3PDT	470
R10-14D10-24N	24	3PDT	470
R10-5D10-12	12	SPDT	120
R10-5D10-12B	12	SPDT	120
R10-5D10-12F	12	SPDT	120
R10-5D10-12N	12	SPDT	120
R10-5D10-24	24	SPDT	470
R10-5D10-24B	24	SPDT	470
R10-5D10-24F	24	SPDT	470
R10-5D10-24N	24	SPDT	470



Relays & Sockets



R12 Series

See through plastic cover. Plug-in or solder terminal. PC board mount (P-suffix). Indicator lamp types (N-suffix). Hermetically sealed, metal enclosure types (H-suffix). Push-to-test button types (B-suffix). Bifurcated contact type (T-suffix). High reliability, 50 million operations. Contact material is silver cad-oxide, silver with gold flashing (T-type only). Contact resistance is 100 milliohms max. at 6VDC, 1A. Pick-up voltages are 85% of nominal or less for AC and 75% of nominal or less for DC. Min. sensitivity is 500mW DC .75 volt amps (60Hz). Continuous duty cycle. Operating temperature is -30° to 55°C.



R14 Series

General purpose 10 and 15 amp AC and DC relays. See through plastic cover. Plug-in or solder terminal, will also accept .187" faston terminals. PC board mount (P-suffix). Flange mount version (F-suffix). Indicator lamp types (N-suffix). High reliability, 50 million operations. Contact material is silver cadmium oxide. Contact resistance is 100 milliohms max. at 6VDC, 1A. Pick-up voltages are 80% of nominal or less for AC and 75% of nominal or less for DC. Minimum sensitivity is 500mW DC .75 volt amps (60Hz). Continuous duty cycle. Operating temperature is -30° to 55°C.



AC Operated - Nominal power is 1.2VA.

Part #	Nom. Voltage (VAC)	Contact Arr.	Max. Contact Cur. @28VDC or 120VAC
R12-11A5-12	12	DPDT	5A
R12-11A5-120	115	DPDT	5A
R12-11A5-24	24	DPDT	5A
R12-11A5-240	240	DPDT	5A
R12-14A5-12	12	3PDT	5A
R12-14A5-120	120	3PDT	5A
R12-14A5-24	24	3PDT	5A
R12-17A3-12	12	4PDT	5A
R12-17A3-120	120	4PDT	5A
R12-17A3-120B	120	4PDT	5A
R12-17A3-120P	120	4PDT	5A
R12-17A3-120T	120	4PDT	1A
R12-17A3-12B	12	4PDT	3A
R12-17A3-12P	12	4PDT	3A
R12-17A3-12T	12	4PDT	1A
R12-17A3-24	24	4PDT	5A
R12-17A3-240	240	4PDT	3A
R12-17A3-24B	24	4PDT	3A
R12-17A3-24P	24	4PDT	5A
R12-17A3-24T	24	4PDT	1A
R12-17A5-120H	115	4PDT	5A
R12-17A5-120N	120	4PDT	5A
R12-17A5-24H	24	4PDT	5A
R12-17A5-24N	24	4PDT	5A

AC Operated

Nominal power is 1.2VA. Max. contact current at 28VDC or 120VAC is 10A (R14-5A15-24, 120, and 240 is 15A).

Part #	Nom. Voltage (VAC)	Contact Arr.
R14-11A10-12	12	DPDT
R14-11A10-120	120	DPDT
R14-11A10-120F	120	DPDT
R14-11A10-120N	120	DPDT
R14-11A10-120P	120	DPDT
R14-11A10-12F	12	DPDT
R14-11A10-12P	12	DPDT
R14-11A10-24	24	DPDT
R14-11A10-240	240	DPDT
R14-11A10-24F	24	DPDT
R14-11A10-24P	24	DPDT
R14-14A10-12	12	3PDT
R14-14A10-120	120	3PDT
R14-14A10-24	24	3PDT
R14-17A10-12	12	4PDT
R14-17A10-120	120	4PDT
R14-17A10-24	24	4PDT
R14-5A15-120	120	SPDT
R14-5A15-24	24	SPDT
R14-5A15-240	240	SPDT

DC Operated - Nominal power is 0.9W.

Part #	Nom. Voltage (VDC)	Contact Arr.	Coil Res. Ohms (Typ)	Max. Contact Cur. @28VDC or 120VAC
R12-11D5-12	12	DPDT	160	5A
R12-11D5-24	24	DPDT	650	5A
R12-14D5-12	12	3PDT	160	5A
R12-14D5-6	6	3PDT	40	5A
R12-17D3-110	110	4PDT	11000	3A
R12-17D3-12	12	4PDT	160	3A
R12-17D3-12B	12	4PDT	160	3A
R12-17D3-12P	12	4PDT	160	3A
R12-17D3-12T	12	4PDT	160	1A
R12-17D3-24	24	4PDT	650	5A
R12-17D3-24B	24	4PDT	650	3A
R12-17D3-24P	24	4PDT	650	5A
R12-17D3-24T	24	4PDT	650	1A
R12-17D3-48	48	4PDT	2600	3A
R12-17D3-6	6	4PDT	40	5A
R12-17D3-6P	6	4PDT	40	5A
R12-17D5-12H	12	4PDT	160	3A
R12-17D5-12N	12	4PDT	160	5A
R12-17D5-24H	24	4PDT	650	3A
R12-17D5-24N	24	4PDT	650	5A
R12-14D5-24	24	3PDT	650	5A

DC Operated

Nominal power is 0.9W. Max. contact current at 28VDC or 120VAC is 10A (R14-5D15-12 and R14-5D15-24 is 15A).

Part #	Nom. Voltage (VDC)	Contact Arr.	Coil Res. Ohms (Typ)
R14-11D10-110	110	DPDT	11000
R14-11D10-12	12	DPDT	160
R14-11D10-12F	12	DPDT	160
R14-11D10-12P	12	DPDT	160
R14-11D10-24	24	DPDT	650
R14-11D10-24F	24	DPDT	650
R14-11D10-24P	24	DPDT	650
R14-11D10-48	48	DPDT	2600
R14-11D10-6	6	DPDT	40
R14-11D10-6F	6	DPDT	40
R14-11D10-6P	6	DPDT	40
R14-14D10-110	110	3PDT	8500
R14-14D10-12	12	3PDT	107
R14-14D10-24	24	3PDT	410
R14-14D10-48	48	3PDT	1700
R14-14D10-6	6	3PDT	25.7
R14-17D10-110	110	4PDT	6900
R14-17D10-12	12	4PDT	100
R14-17D10-24	24	4PDT	350
R14-17D10-48	48	4PDT	1600
R14-17D10-6	6	4PDT	25
R14-5D15-12	12	SPDT	160
R14-5D15-24	24	SPDT	650

Relays & Sockets



R16 Series

Miniature industrial with 3 and 5 amp AC and DC relays. DPDT and 4PDT versions. Combination solder/plug-in terminals. Printed circuit mount version (P-suffix). See through plastic cover. Gold overlay bar type long life contacts. Contact material is silver, gold alloy and gold overlay. Contact resistance is 0.050 max initial. Pick-up voltages is 80% of nominal or less. Operating temperature is -55° to 70°C, 10 second max.



AC Operated

Nominal voltage is 120VAC. Max. contact current at 28VDC or 120VAC is 5A.

Part #	Contact Arr.	Nom. Power (VA)
R16-11A5-115	DPDT	1.5
R16-17A5-115	4PDT	2.5

DC Operated

Part #	Nom. Voltage (VDC)	Contact Arr.	Coil Res. Ohms (Typ)	Nom. Power (W)	Max. Contact Cur. @ 28VDC or 120VAC
R16-11D3-12	12	DPDT	185	0.75	3A
R16-11D3-12P	12	DPDT	185	1	3A
R16-11D3-24	24	DPDT	700	1	3A
R16-11D3-24P	24	DPDT	700	1	3A
R16-11D5-12	12	DPDT	185	0.75	5A
R16-11D5-24	24	DPDT	700	1	5A
R16-11D5-5	5/6	DPDT	52	0.5	5A
R16-17D3-12	12	4PDT	185	0.75	3A
R16-17D3-24	24	4PDT	700	1	3A
R16-17D5-12	12	4PDT	185	1	5A
R16-17D5-12P	12	4PDT	185	1	5A
R16-17D5-5	5/6	4PDT	52	1	5A

R22 Series

Slim line, 16 amp, SPST-NO and SPDT. Relays designed for use in TVs, door openers, and security systems. Sealed construction. Long life. Small size. Low coil power. PC board mount. TV-5 type power relay. Contact material is AgCdo. Contact resistance is 100M ohms max. Pick-up voltages are 80% of rated voltage. Drop-out voltage is 5% of rate voltage. Operating temperature is -30° to 70°C.



Part #	Nom. Voltage (VDC)	Contact Arr.	Coil Res. Ohms (Typ)
R22-1D16-12	12	SPST-NO	270
R22-1D16-24	24	SPST-NO	1100
R22-1D16-48	48	SPST-NO	4400
R22-1D16-5/6	5/6	SPST-NO	47
R22-5D16-12	12	SPDT	270
R22-5D16-24	24	SPDT	1100
R22-5D16-48	48	SPDT	4400
R22-5D16-5/6	5/6	SPDT	47
R22-1D16-3	3	SPST-NO	12.5
R22-5D16-3	3	SPDT	12.5



R24 Series

Ten amp, SPDT epoxy sealed power relay. Epoxy sealed for wave soldering and cleaning. Upright (V suffix) or flat-pack (FP suffix) types. High dielectric - 4000VRMS between control and switching circuits. Cut-off nib after PCB washing. 94 V-0 enclosure. Material is silver cadmium oxide (V suffix) Resistance is 0.3 ohms max. initial (V suffix). Pick-up voltages are 80% max of nom voltage or less at 25°C. Min. sensitivity is 400mW. Nominal power is 600mW. Operating temperature is -40° to 70°C.



Part #	Nom. Voltage (VDC)	Coil Res. Ohms (Typ)
R24-5D10-12FP	12	330
R24-5D10-12V	12	215
R24-5D10-24FP	24	1200
R24-5D10-24V	24	740
R24-5D10-6FP	5/6	80
R24-5D10-6V	6	58

R25 Series

Ten amp and 16 amp PC mountable relays. Epoxy sealed for wave soldering and cleaning. Upright package type. Suitable for 5mm grid pattern. Immersion proof. Contact material is AgCdo. Pick-up voltage is 80% of rated voltage. Drop-out voltage is 10% of rated voltage. Operating temperature is -40° to 70°C.



AC Operated

Part #	Nom. Voltage (VAC)	Contact Arr.	Coil Res. Ohms (Typ)	Max. Contact Cur. @ 28VDC or 120VAC
R25-11A10-120	120	DPDT	5600	10A
R25-11A10-24	24	DPDT	280	10A
R25-5A16-120	120	SPDT	5600	16A
R25-5A16-24	24	SPDT	280	16A

DC Operated

Nominal power is 500mW.

Part #	Nom. Voltage (VDC)	Contact Arr.	Coil Res. Ohms (Typ)	Max. Contact Cur. @ 28VDC or 120VAC
R25-11D10-12	12	DPDT	270	10A
R25-11D10-24	24	DPDT	1100	10A
R25-11D10-5/6	5/6	DPDT	68	10A
R25-1D16-12	12	SPST-NO	270	16A
R25-1D16-24	24	SPST-NO	1100	16A
R25-1D16-48	48	SPST-NO	4200	16A
R25-1D16-5/6	5/6	SPST-NO	68	16A
R25-5D16-12	12	SPDT	270	16A
R25-5D16-24	24	SPDT	1100	16A
R25-5D16-48	48	SPDT	4200	16A
R25-5D16-5/6	5/6	SPDT	68	16A

R28 Series

DPDT, 10 amp AC and DC adjustable delay on operate time delay relays. ±0.1% repeatability. 8-pin octal base. Knob with calibrated scale. 3-timing ranges. Impact proof dust cover. IC hybrid circuitry for timing. Operating temperature is -10°C to 55°C.

AC Operated

Nominal voltage is 120VAC. Contact Arr. is DPDT. Input current nominal is 20mA. Max contact cur. @ 28VDC or 120VAC is 10A.



Part #	Timing
R28-11A10-120K	0.1 to 10 seconds
R28-11A10-120L	1.0 to 180 seconds
R28-11A10-120M	2.0 to 300 seconds

Relays & Sockets



R28 Series (cont.)

DC Operated

Nominal voltage is 24VDC. Contact Arr. is DPDT. Input current nominal is 40mA. Max. contact cur. @ 28VDC or 120VAC is 10A.

Part #	Timing
R28-11D10-24K	0.1 to 10 seconds
R28-11D10-24L	1.0 to 180 seconds

R38 Series

DPDT, 10 amp repeat cycle timer. ±0.1 repeatability. 8-pin octal plug-in. Knob with calibrated scales. Impact proof dust cover. 2-timing ranges. IC hybrid circuitry for timing. Operating temperature is -10°C to 55°C.

Part #	Timing
R38-11A10-120K	0.1 to 10 seconds
R38-11A10-120L	1.0 to 180 seconds

R40 Series

DPDT, 2 amp, sensitive coil, single contact PC mountable relays for use in telecommunications, computer peripheral, and security equipment. Ultra-sensitive coil. Epoxy sealed. Standard 0.1" DIP terminals. FCC Pt. 68. Contact material is gold clad palladium rutenium alloy. Contact resistance is 100M ohms max. Operating temperature is -40° to 65°C.



Part #	Nom. Voltage (VDC)	Coil Res. Ohms (Typ)	Nom. Power (VA)
R40-11D2-12	12	980	150
R40-11D2-24	24	2880	200
R40-11D2-48	48	7680	200
R40-11D2-5/6	5/6	167	150

R42 Series

General purpose, 500ma, DC, SPST-NO, SIP Reed relays. 5 VDC versions compatible to operate directly from TTL or DTL circuits. Internal clamping diode. Flame retardant epoxy package. PC mountable. Contact resistance is 200 milliohms max. initial. Operating temperature is -45° to 85°C.



Part #	Nom. Voltage (VDC)	Coil Res. Ohms (Typ)	Nom. Power (W)	Max. Pick up	Min. Drop out
R42-1D.5-12	12	850	77	9	1
R42-1D.5-24	24	2200	180	18	2
R42-1D.5-6	5/6	500	50	3.8	0.5

R44 Series

General purpose SPST & DPST, DC reed relays. 10 watt contact rating. Standard .1" PC board spacing. Epoxy sealed. TTL & DTL compatible. Maximum contact is .5 amps.

Part #	Nom. Voltage (VDC)	Contact Arr.	Coil Res. Ohms typ	Nom. Power
R44-1D2-12	12VDC	SPST-NO	420	360mW



R45 Series

Industrial, printed circuit mount, SPST and SPDT, 20 amp and 30 amp relays for use in machinery, major appliance, and air conditioning controls. 1/4" quick-connect terminals on top. Printed circuit terminals on bottom. Rugged, miniature construction. Single-pole switching. Epoxy sealed. Pick-up voltages are DC: 75% of nom., AC: 85% of nom. Drop-out voltages are DC: 10% of nom., AC: 15% of nom. Operating temperature is -55° to 85°C.



Part #	Nom. Voltage (VDC)	Contact Arr.	Coil Res. Ohms (Typ)	Nom. Power (W)	Max. Current
R45-1D30-12	12	SPST-NO	155	900	30A
R45-1D30-12F	12	SPST-NO	155	900	30A
R45-1D30-24	24	SPST-NO	660	900	30A
R45-1D30-24F	24	SPST-NO	660	900	30A
R45-1D30-5/6	5	SPST-NO	28	900	30A
R45-1D30-5/6F	5	SPST-NO	28	900	30A
R45-5D20-12	12	SPDT	155	600	20A
R45-5D20-12F	12	SPDT	155	600	20A
R45-5D20-24	24	SPDT	660	600	20A
R45-5D20-5/6	5	SPDT	28	600	20A
R45-5D20-5/6F	5	SPDT	28	600	20A
R45-5D20-24F	24	SPDT	660	600	20A

R46 Series

General purpose, 5 and 12 amp, DC SPDT relays ideal for security equipment, household electrical appliances, garage door openers and audio equipment. All sealed and resistant to wave soldering and cleaning. Low profile. Less than 0.53 cubic inches. Material is AgCdO. Pick-up voltages are 75% of nominal DC. Drop-out voltages are 10% min. of rated voltage. operating temperature is -40° to 85°C.



Part #	Nom. Voltage (VDC)	Coil Res. Ohms (Typ)	Max. Current
R46-5D12-12	12	400	12A
R46-5D12-24	24	1600	12A
R46-5D12-6	6	100	12A
R46-5D3-12	12	400	5A
R46-5D3-24	24	1600	5A
R46-5D3-6	6	70	5A
R46-5D3-48	48	6400	5A
R46-5D12-48	48	6400	12A

R48 Series

Miniature general purpose 5 amp and 10 amp AC and DC, SPDT relays for TV remote control, burglar alarms, timers, and garage door openers. PC mountable. Only 1.1 cubic inches. Long life. Material is silver, gold plated. Pick-up voltages are 75% of nominal coil voltage (AC); 80% of nominal coil voltage (DC). Drop-out voltages are 10% of actual pick-up (min). Operating temperature is -55° to 85°C.



AC Operated

Part #	Nom. Voltage (VAC)	Contact Arr.	Coil Res. Ohms Typ	Nom. Power (VA)	Max Contact Cur. @28VDC or 120VAC
R48-5A5-120	120	SPDT	2900	1	5A

Relays & Sockets



R48 Series (cont.)

DC Operated

Contact Arr. is SPDT. Nominal power is 250mw. Max. contact current @28VDC or 120VAC is 5A and 10A.

Part #	Nom. Voltage (VAC)	Coil Res. Ohms Typ
R48-5D10-12	12	600
R48-5D10-24	24	2400
R48-5D10-6	5	100
R48-5D5-6L	5	340
R48-5D5-12L	12	1350
R48-5D5-24L	24	5400

R51 Series

40 amp and 70 amp, SPST and SPDT relays for use in automotive/maine/tractor/lawn mower/rec. vehicles/golf cart applications. .250" quick connect terminals. Industry standard pin-out. SPST and SPDT versions. Flange mount -"F" suffix. PC board mount - "P" suffix. Material is AgNi 0.15. Coil voltages is 12VDC. Operating temperature is -40° to 125°C.

Part #	Contact Arr.	Coil Res. Ohms (Typ)	Nom. Power (W)	Max. Current
R51-1D40-12	SPST-NO	90	1.6	40A
R51-1D40-12F	SPST-NO	90	1.6	40A
R51-1D70-12	SPST-NO	72	2.0	70A
R51-1D70-12F	SPST-NO	72	2.0	70A
R51-1D70-12P	SPST-NO	72	2.0	70A
R51-5D40-12	SPDT	90	1.6	40A
R51-5D40-12F	SPDT	90	1.6	40A

R55 Series

General purpose, 25 amp SPST and SPDT, AC and DC relays for alarm controls, vending machines. Clear see through cover. Flange mount (F-suffix). 1/4" quick connect terminals also suitable for soldering. Heavy duty contacts. Contact material is silver cadmium oxide, gold flashed 1/4" dia. Operating temperature are -30° to 50°C for AC and -30° to 65°C for DC. Max. contact current @ 28VDC or 300VAC is 25A.



AC Operated

Part #	Nom. Voltage (VAC)	Contact Arr.	Nom. Power (VA)
R55-11A20-120F	120	DPDT	2.75
R55-11A20-240F	240	DPDT	2.75
R55-11A20-24F	24	DPDT	2.75
R55-5A20-120F	120	SPDT	3.0
R55-5A20-24F	24	SPDT	3.0

DC Operated

Part #	Nom. Voltage (VDC)	Contact Arr.	Coil Res. Ohms (Typ)	Nom. Power (W)
R55-11D20-12F	12	DPDT	100	1.5
R55-11D20-24F	24	DPDT	400	1.5
R55-5D20-12F	12	SPDT	120	1.2



R63 Series

Programmable, DPDT, 10 amp, AC or DC, interval time delay relays. 16 time ranges in single timer (0.1 sec. to 120 min.). User sets time ranges. No math - just flip switches. Instructions right on unit. Fine tuning knob for precision timing. Pin for pin interchangeable with timers in the field - No Rewiring. AC or DC operation. CMOS digital circuitry - 0.5% repeatable accuracy. Operating temperature is -20° C to 55°C.



Part #	Nom. Voltage (VDC)	Input Cur. Nom.
R63-11AD10-12	12	167mA
R63-11AD10-120	120	17mA
R63-11AD10-24	24	83mA

R70 Series

Subminiature, SPDT, 1 amp relay for telecommunications, computer/peripheral equipment and interface applications. High sensitivity. Small size. Fully-sealed construction. Low power consumption. Material is Ag (Au clad). Pick-up voltages are 80% of rated voltage. Drop-out voltages are 10% of rated voltage. Operating temperature is -30° to 70°C.



Part #	Nom. Voltage (VDC)	Coil Res. Ohms Typ
R70-5D1-12	12	960
R70-5D1-24	24	3840
R70-5D1-3	3	60
R70-5D1-5	5	166.7
R70-5D1-6	6	240


R72 Series

Subminiature, DPDT, 1 amp relay for office automation and test and measurement. Features high sensitivity, small size, low power consumption, fully sealed construction and latching type (C-suffix). Approximate nom. power is 200mW and maximum contact cur. @ 30VDC or 30VAC is 1A/0.5A.

Part #	Nom. Voltage (VDC)	Coil Res. Ohms typ
R72-11D1-12	12	720

R73 Series

Subminiature, PC mount, 10 amp, SPST-NO and SPDT relay, for security and telecommunication equipment. Small size. Epoxy sealed. Standard pin spacing. Material is silver cadmium oxide. Pick-up voltages are 70 max of rated voltage. Drop-out voltages are 10% min of rated voltage. Operating temperature is -55° to 85°C.



Part #	Nom. Voltage (VDC)	Contact Arr.	Coil Res. Ohms Typ
R73-1D10-12	12	SPST-NO	320
R73-1D10-24	24	SPST-NO	1280
R73-1D10-3	3	SPST-NO	20
R73-1D10-5/6	6	SPST-NO	80
R73-5D10-12	12	SPDT	320
R73-5D10-24	24	SPDT	1280
R73-5D10-3	3	SPDT	20
R73-5D10-5/6	6	SPDT	80
R73-5D10-48	48	SPDT	3800

Relays & Sockets



R56 and R57 Series

General purpose DIP (dual in-line package) DC reed relays. Standard industry packaging. 5V DC versions operate directly from DTL or TTL circuits. Internal clamping diode version (D-suffix). Flame retardant epoxy case is immersion resistant. Resistance is 200 milliohms initial. Operating temperature is -45° to 85°C.



Part #	Nom. Voltage (VDC)	Contact Arr.	Coil Res. Ohms (Typ)	Max. Pickup VDC	Min. Drop Out VDC	Max. Current (A)	Max. Separate (µs)	Max. Release (µs)
R56-1D.5-12	12	SPST-NO	1200	9.0	1.0	0.50	400	75
R56-1D.5-24	24	SPST-NO	2200	18	2.0	0.50	400	75
R56-1D.5-6	5	SPST-NO	500	3.8	0.5	0.50	330	75
R56-1D.5-6D	5	SPST-NO	500	3.8	0.5	0.50	330	150
R56-5D.5-12	12	SPDT	500	9.0	1.0	0.50	500	150
R56-5D.5-24	24	SPDT	2200	18	2.0	0.50	700	150
R56-5D.5-6	6	SPDT	180	4.5	0.5	0.50	500	500
R56-7D.5-12D	12	DPST-NO	500	8.0	1.0	0.50	500	200
R56-7D.5-24D	24	DPST-NO	1750	16	2.0	0.50	500	200
R56-7D.5-6	5	DPST-NO	200	3.8	0.5	0.50	700	75
R56-7D.5-6D	5	DPST-NO	200	3.8	0.5	0.50	500	200
R56S-5D.5-12	12	SPDT	500	8.0	1.0	0.50	500	500
R56S-5D.5-12D	12	SPDT	500	8.0	1.0	0.50	500	500
R56S-5D.5-24	24	SPDT	1750	16	2.0	0.50	500	500
R56S-5D.5-24D	24	SPDT	1750	16	2.0	0.50	500	500
R56S-5D.5-6	5	SPDT	200	3.8	0.5	0.50	500	500
R56S-5D.5-6D	5	SPDT	200	3.8	0.5	0.50	500	500
R57-1D.5-12	12	SPST-NO	1200	9.0	1.0	0.50	400	75
R57-1D.5-12D	12	SPST-NO	1200	9.0	1.0	0.50	400	150
R57-1D.5-5/6	5/6	SPST-NO	500	3.8	0.5	0.50	400	75
R57-1D.5-5/6D	5/6	SPST-NO	500	3.8	0.5	0.50	400	150
R57-2D.5-12	12	SPST-NC	1200	9.0	1.0	0.50	450	75
R57-2D.5-12D	12	SPST-NC	1200	9.0	1.0	0.50	450	150
R57-2D.5-24	24	SPST-NC	2200	18	2.0	0.50	400	75
R57-2D.5-24D	24	SPST-NC	2200	18	2.0	0.50	400	150
R57-2D.5-5/6	5/6	SPST-NC	500	3.8	0.5	0.50	400	75
R57-2D.5-5/6D	5/6	SPST-NC	500	3.8	0.5	0.50	450	150
R57-5D.25-12	12	SPDT	500	9.0	1.0	0.25	700	150
R57-5D.25-12D	12	SPDT	500	9.0	1.0	0.25	700	250
R57-5D.25-24	24	SPDT	2200	18	2.0	0.25	700	150
R57-5D.25-24D	24	SPDT	2200	18	2.0	0.25	700	250
R57-5D.25-5/6	5/6	SPDT	200	3.8	0.5	0.25	500	175
R57-5D.25-5/6D	5/6	SPDT	200	3.8	0.5	0.25	500	250

R74 Series


Subminiature, PC mount, 1 amp, DPDT low signal relay. Compact, with low 5mm (.197") profile. Low power consumption (140mW). Standard pin spacing (0.1"). PC board mount. Surface mount ("SM" Suffix). Rating is 1 amp. Material is Ag (Au clad). Pick-up voltages are 75% max of rated voltage. Drop-out voltages are 10% min of rated voltage. Operating temperature is -40° to 70°C for standard and -40° to 85°C for surface mount.



Part #	Nom. Voltage (VDC)	Coil Res. ±10% Ohms (Typ)
R74-11D1-12	12	1028
R74-11D1-12SM	12	1028
R74-11D1-24	24	2880
R74-11D1-24SM	24	2880
R74-11D1-3	3	64.3
R74-11D1-5SM	5	178
R74-11D1-6	6	178
R74-11D1-6SM	6	257
R74-11D1-35M	3	64.3

RS1 Series

Printed circuit board mountable solid state relay, 4 amp. Thick film hybrid construction. High current thyristor for 100A surge capability. 4KV optical isolation. Industry standard package. Control voltage is 3 - 24VDC. Nominal input resistance is 1K ohm. Max. output voltage is 280VAC. Nominal line voltage is 240Vrms. Operating temperature is -30° to 80°C.



Part # RS1-1D4-21

R95 Series

10-Pin Blade Socket

PC board mount. Electrical rating is 1000V, 5 amps.

Part # R95-102



11-Pin Blade Socket

P.C. board mount. Accepts .187" blade terminals. 3PDT, DPDT, and SPDT applications. Electrical rating is 300 volts, 10 amps.

Part # R95-123




Relays & Sockets



R95 Series (cont.)

11-Pin Heavy Duty Square Base Socket

Panel/surface mount. Pressure clamp screws. Accepts .187" blade terminals. Hold down clip with socket, also available separately (R95-002). Electrical rating is 300 volts, 10 amps.



Part # R95-105

11-Pin Octal Socket

Panel/surface mount. DIN rail mountable. Pressure clamp screws. Electrical rating is 300 volts, 10 amps.



Part # R95-114

11-Pin Octal Socket

Panel mount. Solder terminals. Electrical rating is 300 volts, 10 amps.



Part # R95-119

14-Pin Blade Socket

Panel mount. Solder terminals. 4PDT applications. Hold down clip not supplied with socket, available separately (R95-001). Electrical rating is 300 volts, 10 amps.



Part # R95-122

14-Pin Blade Socket

PC board mount. Hold down clip supplied with socket, also available separately (R95-001). Electrical rating is 120 volts, 5 amps.



Part # R95-107

14-Pin Miniature Socket

Panel mount. DIN rail mountable. Pressure clamp screws. DPDT or 4DPT. Hold down clip not supplied with socket, available separately (R95-001). Electrical rating is 300 volts, 7 amps.



Part # R95-117

14-Pin Miniature Socket

Panel/surface mount. Pressure clamp screws. DPDT or 4PDT. Screws are 4-40 x 1/4" steel, nickel plated. Hold down clip supplied with socket, also available separately (R95-001). Electrical rating is 300 volts, 7 amps.



Part # R95-106A

16-Pin Blade Socket

PC board mount. Electrical rating is 1000 volts, 10 amps.



Part # R95-108

16-Pin Blade Socket

Panel mount. Solder terminals. Electrical rating is 1000 volts, 10 amps.



Part # R95-109

5-Pin PC Board Socket

For R51 series automotive relay (40 amp only).



Part # R95-160



R95 Series (cont.)

8-Pin Midget Blade Socket

P.C. board mount. Accepts .187" blade terminals. Hold down clip not supplied with socket, available separately (R95-001). Electrical rating is 300 volts, 10 amps.



Part # R95-120

8-Pin Midget Blade Socket

Panel/surface mount. DIN rail mountable. Pressure clamp screws. Accepts .187" blade terminals. Hold down clip not supplied with socket, available separately (R95-001). Electrical rating is 300 volts, 10 amps.



Part # R95-121

8-Pin Midget Blade Socket

Panel/surface mount. Pressure clamp screws. Accepts .187" blade terminals. Hold down clip supplied with socket, also available separately (R95-001). Electrical rating is 300 volts, 10 amps.



Part # R95-110

8-Pin Octal Socket

Panel mount. Solder terminals. Electrical rating is 300 volts, 10 amps.



Part # R95-118

8-Pin Octal Socket

Panel/surface mount. DIN rail mountable. Pressure clamp screws. Electrical rating is 300 volt, 10 amps.



Part # R95-113

8-Pin Octal Socket

Panel/surface mount. Pressure clamp screws. Screws are 6-32 x 5/16", steel, nickel plated. Electrical rating is 300 volts, 15 amps.



Part # R95-101

Hold Down Clips



Part #	For Use With
R95-001	R95-106A, 107, 110, 111, 117, 120, 121, 122, 148, 149, 150
R95-002	R95-105
R95-003	R95-102, 103
R95-020	R95-116, 123, 124

11-Pin Square Base Socket

Features Panel/Surface Mount, DIN Rail Mountable and Pressure Clamp Screws. The Electrical Rating is 300 Volts, 10 Amps.

Part # R95-115

8-Pin Slim Line Socket

Features DIN Rail Mount, Finger Safe and DPDT Applications. Electrical Rating is 300 Volts, 12 Amps.

Part # R95-131



Relays & Sockets




R95 Series (cont.)

Panel Mount Bracket

For use with the following NTE types : R64 and R65 series.

Part # R95-161



Prepunched Aluminum DIN Rail

Available in 1 meter lengths.

Part # R95-125



DIN Rail Pressure Clamp

Part # R95-126



1 Amp PC Relays (16-Pin DIP)

Contact resistance is 50m ohm max. Operate time is 10ms max. Release time is 4ms max. Insulation resistance is 100M ohm min. Mechanical life is 100M cycles. Electrical life is 100K cycles. Resistive load is 1A @ 30VDC or .3A @ 125VAC.



Part #	Circuitry	Oper. Volt	Coil Res.
50-430-0	2C	5VDC	125 ohm
50-433-0	2C	12VDC	720 ohm
50-434-0	2C	24VDC	2880 ohm
50-435-0	2C	48VDC	4600 ohm

10 Amp Octal Base Relays

Contact resistance is 50m ohm max. Operate and release time is 20ms max. Insulation resistance is 100M ohm min. Mechanical life is 10M cycles. Electrical life is 100K cycles. Resistive load is 10A @ 28VDC or 120VAC.



Part #	Circuitry	Oper. Volt	Coil Res.
50-133-0	SPDT	12VDC	120 ohm
50-134-0	SPDT	24VDC	472 ohm
50-139-0	SPDT	120VAC	2250 ohm
50-163-0	DPDT	12VDC	120 ohm
50-164-0	DPDT	24VDC	472 ohm
50-169-0	DPDT	120VAC	2250 ohm

10 Amp PC Relays

Contact resistance is 100m ohm max. Operate time is 8ms max. Release time is 5ms max. Insulation resistance is 100M ohm min. Mechanical life is 10M cycles. Electrical life is 100K cycles. Resistive load is 10A @ 28VDC or 10A @ 125VAC. Inductive load is 3A @ 28VDC or 3A @ 125VAC



Part #	Circuitry	Oper. Volt	Coil Res.
50-530-0	SPDT	5VDC	70 ohm
50-533-0	SPDT	12VDC	400 ohm
50-534-0	SPDT	24VDC	1600 ohm
50-535-0	SPDT	48VDC	6400 ohm



3 Amp PC Relays

Contact resistance is 100m ohm max. Operate time is 10ms max. Release time is 5ms max. Insulation resistance is 100M ohm min. Mechanical life is 10M cycles. Electrical life is 500K cycles. Resistive load is 3A @ 28VDC or 120VAC.



Part #	Circuitry	Oper. Volt.	Coil Res.
50-330-0	SPDT	5VDC	120 ohm
50-331-0	SPDT	6VDC	180 ohm
50-333-0	SPDT	12VDC	700 ohm
50-334-0	SPDT	24VDC	2800 ohm

Automotive Relays

12VDC



Part #	Description
50-836-0	SPDT 30 Amp
50-836H-0	SPDT 40 Amp


DPDT & 4PDT 5 Amp Relays

Contact resistance is 50m ohm max. Operate and release time is 25ms max. Insulation resistance is 100M ohm min. Mechanical life is 10M cycles. Electrical life is 100K cycles. Resistive load is 5A @ 28VDC or 250VAC.



Part #	Circuitry	Oper. Volt	Coil Res.
50-061-0	DPDT	6VDC	40 ohm
50-063-0	DPDT	12VDC	160 ohm
50-064-0	DPDT	24VDC	650 ohm
50-068-0	DPDT	48VDC	2600 ohm
50-069-0	DPDT	120VAC	3400 ohm
50-091-0	4PDT	6VDC	40 ohm
50-093-0	4PDT	12VDC	160 ohm
50-094-0	4PDT	24VDC	650 ohm
50-098-0	4PDT	48VDC	2600 ohm
50-099-0	4PDT	120VAC	3400 ohm

Sockets



50-901-0



50-910-0



50-920-0

Part #	Description
50-901-0	Socket for DPDT PC Mount
50-902-0	Socket for 4PDT PC Mount
50-911-0	Socket for DPDT Screw Term.
50-912-0	Socket for 4PDT Screw Term.
50-910-0	Octal Socket for 10 Amp Octal Base Relays
50-920-0	Socket Housing for Auto Relays

Relays & Sockets



Miniature Power Relays

This series of PC board mounting relays has high contact capacity (10 amps) in a very small package. They are completely sealed and protected from dust and solder flux. These relays can be used for flow soldered.



Part #	Coil Voltage (V DC)	Normal Current (mA)	Coil Resistance (ohm)
86-103	3	120	25
86-105	5	73	70
86-106	6	60	100
86-109	9	40	225
86-112	12	30	400
86-118	18	20	900
86-124	24	15	1600



105 Series Relay 5 & 10 AMP General Purpose Plug-In-Octal Base

Features: Class F Coil insulation system for 155°C total temperature. Coil molded in DuPont Rynite® for Environmental Protection. Unique armature stop maintains adjustment.

Part #	Description	Type
20108-84	Pole Configuration: DPDT (Model: 105 /10 AMP)	AC Coils, 120 VAC
20117-84	Pole Configuration: DPDT (Model: 105A /10 AMP)	AC Coils, 120 VAC

160 Series 5 & 13 AMP General Purpose Plug-In Relay

Features: Class F Coil insulation system for 155°C total temperature. Coil molded in DuPont Rynite® for environmental protection. Unique armature stop maintains adjustment. Fine wire gauge coils are skinned for coil integrity.

Part #	Description	Type
20553-82	Pole Configuration: 3PDT (Model: 166F/13 AMP)	DC Coils, 24VDC
20546-82	Pole Configuration: DPDT (Model: 166F/13 AMP)	AC Coils, 24VAC

260 Series Relay 5,10 & 15 AMP General Purpose W/.250QC Terminals

Class F Coil insulation system for 155°C total temperature. Coil molded in DuPont Rynite® for environmental protection. Unique armature stop maintains adjustment. Fine wire gauge coils are skinned for coil integrity.

Part #	Description	Type
20597-82	Pole Configuration: DPDT (Model: 265F/5 AMP)	AC Coils, 24VAC

270 & 275 Series 35 AMP Power Relay

Features 35 Amps switching on all contacts thru a DPDT configuration (25 Amps in Europe). Coil molded in DuPont Rynite®, providing class F temperature Insulation. Low cost alternative to small contractors.

Part #	Description	Type
20844-82	Pole Configuration: DPDT (Model: 275F/35 AMP)	AC Coils, 24VAC
20852-81	Pole Configuration: DPDT (Model: 275F/35 AMP)	DC Coils, 12VDC
20930-81	Pole Configuration: DPDT (Model: 275P/35 AMP)	DC Coils, 12VDC
20852-82	Pole Configuration: DPDT (Model: 275F/35 AMP)	DC Coils, 24VDC
20844-84	Pole Configuration: DPDT (Model: 275F/35 AMP)	AC Coils, 120VAC

375 Series 3 Pole 30 AMP Power Relay

30 AMP Switching on all contacts (25 Amps in Europe). Coil Molded in DuPont Rynite®, Providing Class F temperature insulation. Dual flag terminal option allows easy serial connection of multiple devices. Low cost alternative to small contractors. PPS engineering thermoplastic panel provides superior mechanical and electrical characteristics.

Part #	Description	Type
21014-84	Pole Configuration: 3PDT (Model: 375TM/30 AMP)	DC Coils, 110VDC
21014-82	Pole Configuration: 3PDT (Model: 375TM/30 AMP)	DC Coils, 24VDC
21011-82	Pole Configuration: 3PDT (Model: 375TM/30 AMP)	AC Coils, 24VAC
21011-84	Pole Configuration: 3PDT (Model: 375TM/30 AMP)	AC Coils, 120VAC
21009-84	Pole Configuration: 3PST-NO (Model: 375TM/30 AMP)	AC Coils, 120VAC
21011-85	Pole Configuration: 3PDT (Model: 375TM/30 AMP)	AC Coils, 240VAC

900 Series Relay 30 & 50 AMP Heavy Duty Power Relay

Features Class F Coil insulation system for 155°C total temperature. Coil Molded in DuPont Rynite® for environmental protection. Rugged construction rivets terminals to base. 900, 900D and 900E are UL and cUL listed. 900-1C, 900Q and 900R are UL and cUR recognized.

Part #	Description	Type
20241-83	Pole Configuration: DPDT (Model: 900/30 AMP)	AC Coils, 120VAC
20243-81	Pole Configuration: SPDT (Model: 900/30 AMP)	DC Coils, 12VDC
20239-83	Pole Configuration: SPDT (Model: 900/30 AMP)	AC Coils, 120VAC
20245-82	Pole Configuration: DPDT (Model: 900/30 AMP)	DC Coils, 24VDC
20240-83	Pole Configuration: DPST-NO (Model: 900/30 AMP)	AC Coils, 120VAC

BZ AC Buzzer

Features: Operates on 50 or 60 Hz AC Voltage. Molded Rynite® Class F Coil. Will operate continuously without overheating. Easy single screw mounting.

Part #	Nominal Voltage	Resistance In OHMS ± 10%	Nominal Coil Power
20000-83	120VAC	2025	3.0VA
20000-84	240VAC	8000	3.0VA
20000-81	12VAC	20	3.0VA



